


Ultra V

HALF-CELL MONOFACIAL MODULE

TYPE: STPXXXS - C72/Vmh



540-560W **21.7%**
POWER OUTPUT MAX EFFICIENCY



Multi busbar technology

Superior optical utilization and current collection capability, effectively improving product power and reliability



Compatible with mainstream trackers

The module design is highly compatible with power plant tracking systems, which offers a cost-effective solution for large power plants



Withstand harsh environments

Reliable quality that makes module resistant even to high temperatures, salt water and ammonia



Extended wind and snow load tests

Module certified to withstand extreme wind (2400 Pascal) and snow loads (5400 Pascal)*

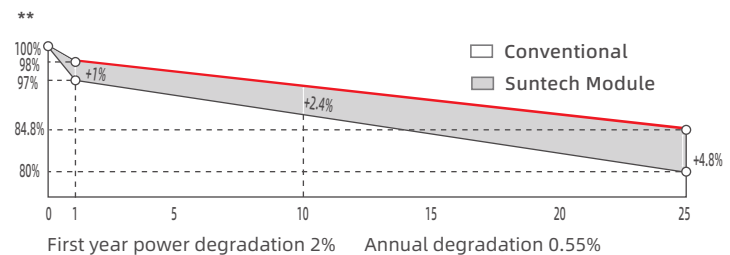


ISO 14001 Environment Management System
ISO 45001 Occupational Health and Safety
ISO 9001 Quality Management System
SA 8000 Social Responsibility Standards
IEC TS 62941 Guideline for Module Design

IEC 61701 Salt-mist certification
IEC 62716 ammonia certification
IEC 60068-2-68 Dust and Sand
IEC 61730-2 (UL790) fire class C



25 years of linear warranty
12 years of product warranty



* Please refer to Suntech Standard Module Installation Manual for details.

** Please refer to Suntech Limited Warranty for details.

*** WEEE only for EU market.

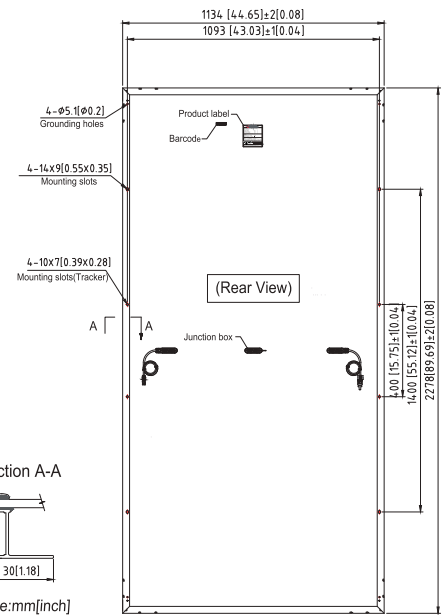
**** Suntech reserves the right to the final.

Ultra V STPXXXS - C72/Vmh 540-560W

Mechanical Characteristics

| | |
|------------------------------|--|
| Solar Cell | Monocrystalline silicon 182 mm |
| No. of Cells | 144 (6 × 24) |
| Dimensions | 2278 × 1134 × 30 mm (89.7 × 44.6 × 1.18 inches) |
| Weight | 27.5 kgs (60.6 lbs.) |
| Front Glass | 3.2 mm (0.126 inches) fully tempered glass |
| Output Cables | 4.0 mm ² , (-) 350 mm (+) 160 mm in length or customized length |
| Junction Box | IP68 rated (3 bypass diodes) |
| Operating Module Temperature | -40 °C to +85 °C |
| Maximum System Voltage | 1500 V DC (IEC) |
| Connectors | STP-XC4 |
| Maximum Series Fuse Rating | 25 A |
| Power Tolerance | 0/+5 W |
| Frame | Anodized aluminum alloy frame |
| Packing Configuration | 36 Pieces per pallet 720 Pieces per container /40'HC 2310×1120×1255 1040kg |

For tracker installation, please turn to Suntech for mechanical load information.



Electrical Characteristics

| Module Type | STP560S-C72/Vmh | | STP555S-C72/Vmh | | STP550S-C72/Vmh | | STP545S-C72/Vmh | | STP540S-C72/Vmh | |
|--|-----------------|-------|-----------------|-------|-----------------|-------|-----------------|-------|-----------------|-------|
| | STC | NMOT | STC | NMOT | STC | NMOT | STC | NMOT | STC | NMOT |
| Testing Condition | STC | NMOT | STC | NMOT | STC | NMOT | STC | NMOT | STC | NMOT |
| Maximum Power (P _{max} /W) | 560 | 425.2 | 555 | 421.4 | 550 | 417.7 | 545 | 414.2 | 540 | 410.5 |
| Optimum Operating Voltage (V _{mp} /V) | 42.40 | 39.2 | 42.24 | 39.0 | 42.05 | 38.9 | 41.87 | 38.7 | 41.75 | 38.5 |
| Optimum Operating Current (I _{mp} /A) | 13.21 | 10.85 | 13.14 | 10.80 | 13.08 | 10.75 | 13.02 | 10.71 | 12.94 | 10.65 |
| Open Circuit Voltage (V _{oc} /V) | 50.23 | 47.4 | 50.07 | 47.2 | 49.88 | 47.0 | 49.69 | 46.9 | 49.54 | 46.7 |
| Short Circuit Current (I _{sc} /A) | 14.14 | 11.41 | 14.07 | 11.35 | 14.01 | 11.30 | 13.96 | 11.26 | 13.89 | 11.21 |
| Module Efficiency (%) | 21.7% | | 21.5% | | 21.3% | | 21.1% | | 20.9% | |

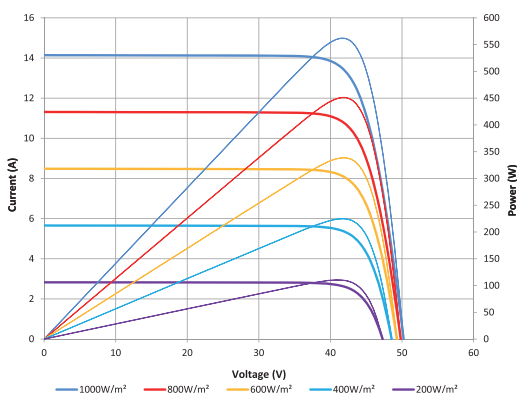
STC: Irradiance 1000 W/m², module temperature 25 °C, AM=1.5; NMOT: Irradiance 800 W/m², ambient temperature 20 °C, AM=1.5, wind speed 1 m/s; Tolerance of P_{max} is within +/- 3%;

Temperature Characteristics

| | |
|---|-----------|
| Nominal Module Operating Temperature (NMOT) | 42 ± 2 °C |
| Temperature Coefficient of P _{max} | -0.34%/°C |
| Temperature Coefficient of V _{oc} | -0.26%/°C |
| Temperature Coefficient of I _{sc} | 0.050%/°C |

Information on how to install and operate this product is available in the installation instruction. All values indicated in this data sheet are subject to change without prior announcement. The specifications may vary slightly. All specifications are in accordance with standard EN 50380. Color differences of the modules relative to the figures as well as discolorations of/in the modules which do not impair their proper functioning are possible and do not constitute a deviation from the specification.

Graphs Current-Voltage & Power-Voltage Curve (560S)



Information bar

